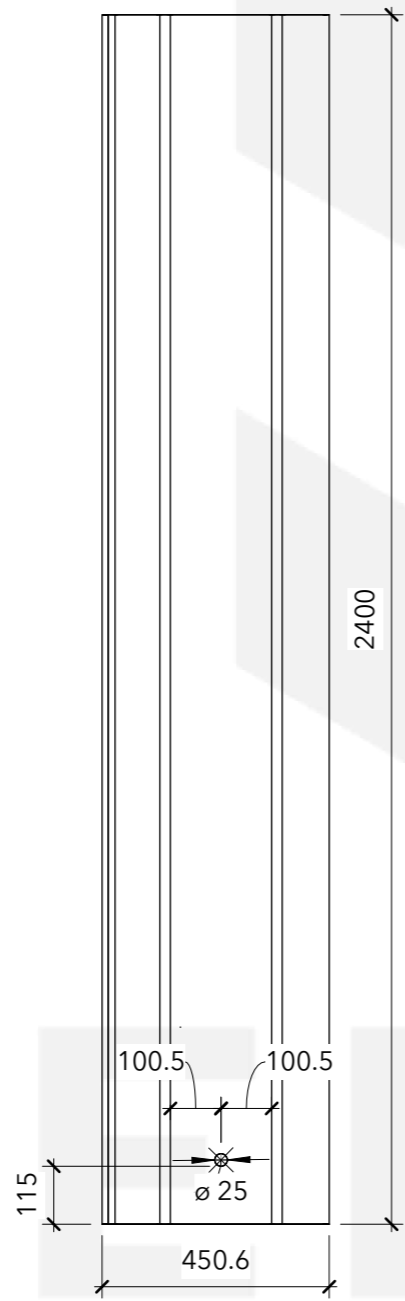
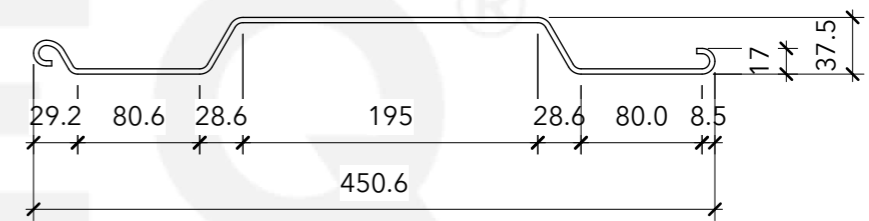
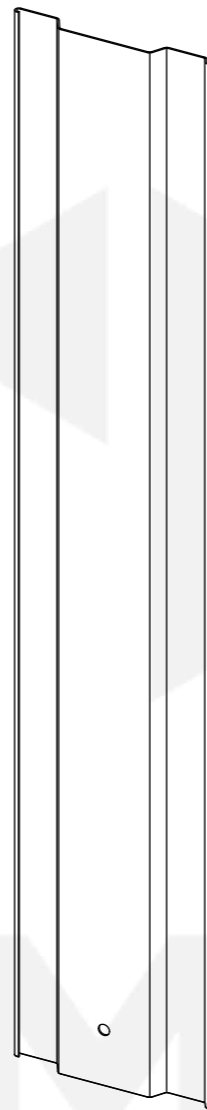


SCALE 1:15



SCALE 1:15



SCALE 1:5

**General Comments**

See Our Associated Accessories:  
[Standard Lap Driving Cap](#)  
[Trench Sheet Extractors](#)  
[Pitching Shackles](#)  
 See Our Associated Products:  
[Trench Sheets - FLP 600/3.5](#)  
[Trench Sheets - Standard Lap](#)  
[Trench Sheets - KKD 600/6](#)  
[Sheet Piles - FKD 400/6 - KD4](#)

**Materials**

Mild Steel - Grade S275



No.	Description	Date	Item	Component Description	Quantity

SHEET PILE - L8 - 2400MM			
Weight	34.56KG	Serial Number	Revision
Date	14/07/2023	TR1502	
Drawn by	JT		
Checked by	Checker	Scale	As indicated @A3