

General Comments

See Our Associated Accessories:

[Standard Lap Driving Cap](#)

[Trench Sheet Extractors](#)

[Pitching Shackles](#)

See Our Associated Products:

[Trench Sheets - FLP 600/3.5](#)

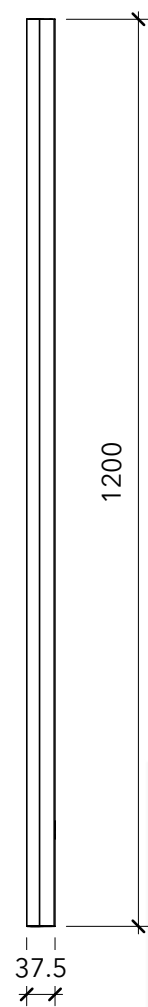
[Trench Sheets - Standard Lap](#)

[Trench Sheets - KKD 600/6](#)

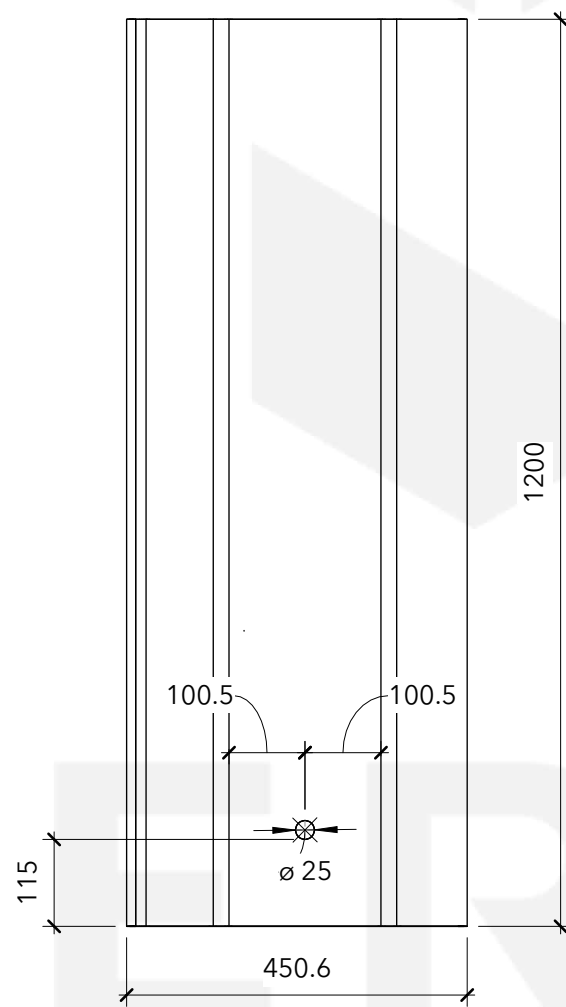
[Sheet Piles - FKD 400/6 - KD4](#)

Materials


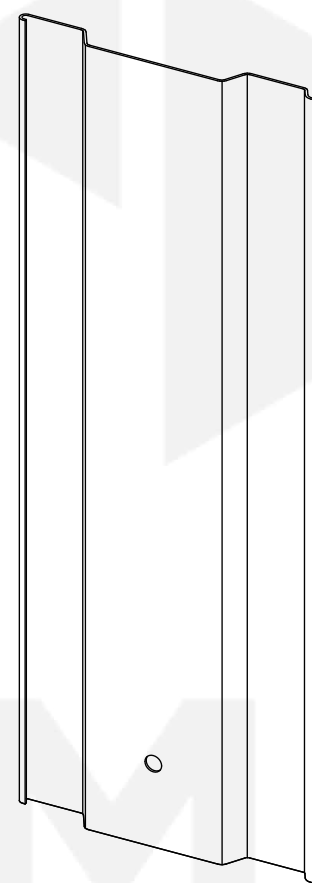
Mild Steel - Grade S275



SCALE 1:10



SCALE 1:10



SCALE 1:5



No.	Description	Date	Item	Component Description	Quantity

SHEET PILE - L8 - 1200MM			
Weight	17.28KG	Serial Number	Revision
Date	14/07/2023	TR1501	
Drawn by	JT		
Checked by	Checker	Scale	As indicated @A3