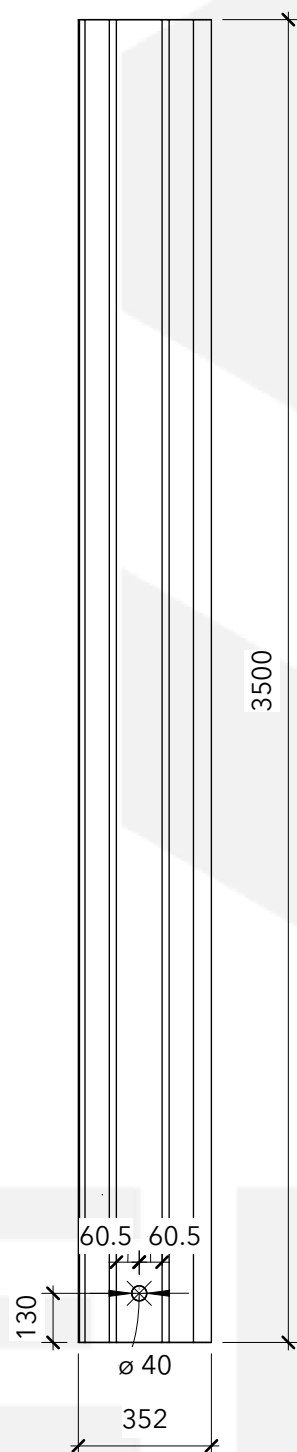
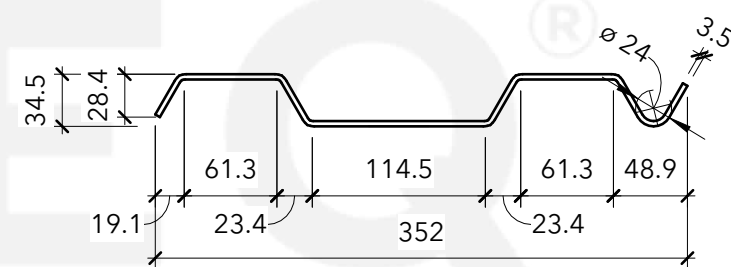
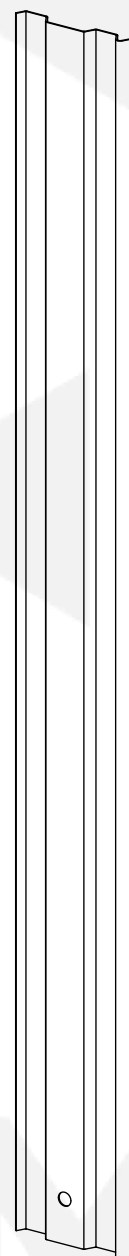


SCALE 1:20



SCALE 1:20



SCALE 1:5

General Comments

See Our Associated Accessories:
[Standard Lap Driving Cap](#)

See Our Associated Products:
[Pitching Shackles](#)
[Sheet Piles - L8](#)
[Trench Sheets - KKD 600/6](#)

Materials

Mild Steel - Grade S275



HERMEQ[®]

Email: sales@hermeq.com

No.	Description	Date

Item	Component Description	Quantity

TRENCH SHEET - STANDARD LAP - 3500MM			
Weight	39.55KG	Serial Number TR2119	Revision
Date	14/07/2023		
Drawn by	JT		
Checked by	Checker	Scale	As indicated @A3