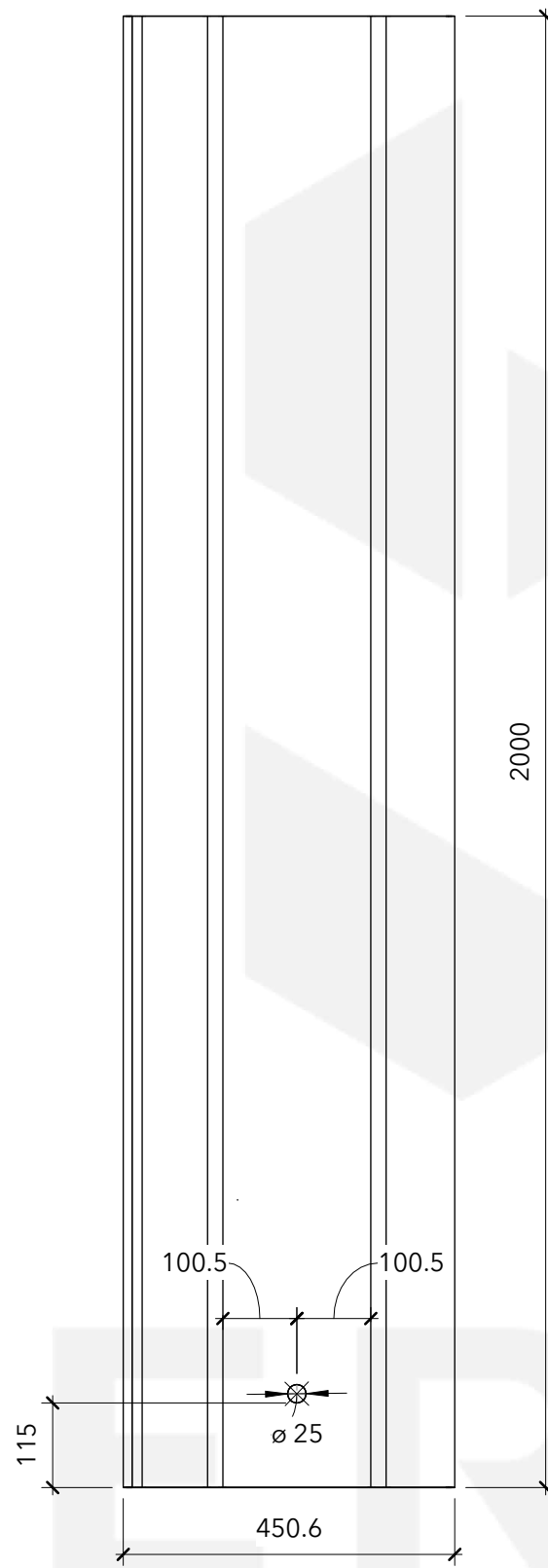
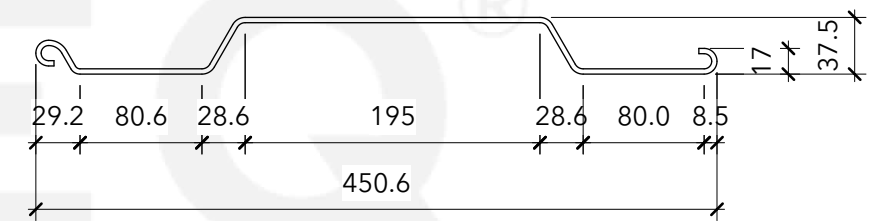
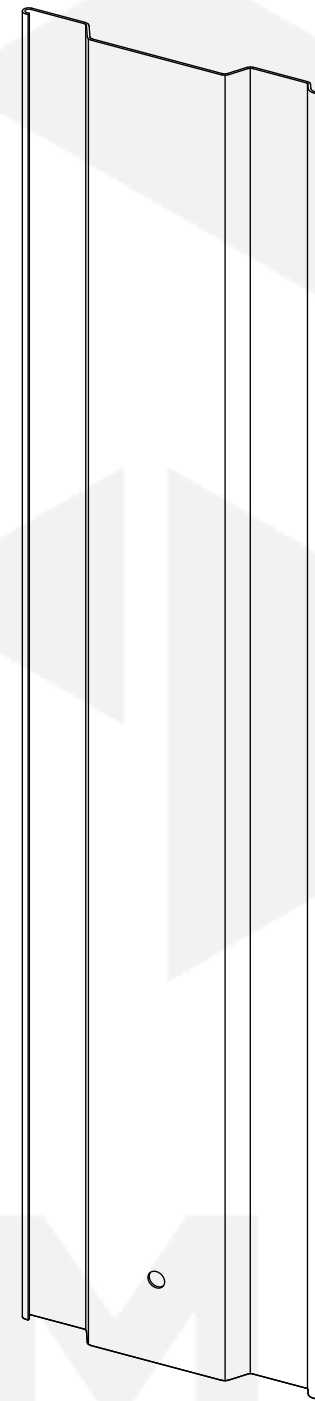


SCALE 1:10



SCALE 1:10



SCALE 1:5

General Comments

See Our Associated Accessories:
[Standard Lap Driving Cap](#)
[Trench Sheet Extractors](#)
[Pitching Shackles](#)
 See Our Associated Products:
[Trench Sheets - FLP 600/3.5](#)
[Trench Sheets - Standard Lap](#)
[Trench Sheets - KKD 600/6](#)
[Sheet Piles - FKD 400/6 - KD4](#)

Materials

Mild Steel - Grade S275



No.	Description	Date	Item	Component Description	Quantity

SHEET PILE - L8 - 2000MM			
Weight	28.8KG	Serial Number	Revision
Date	14/07/2023	TR2259	
Drawn by	JT		
Checked by	Checker	Scale	As indicated @A3